

Sector Education and Training Authority

Approved receipts
635.5 26.2%

Approved spending
635.5 32.1%

- R billion
- R million
- R thousand

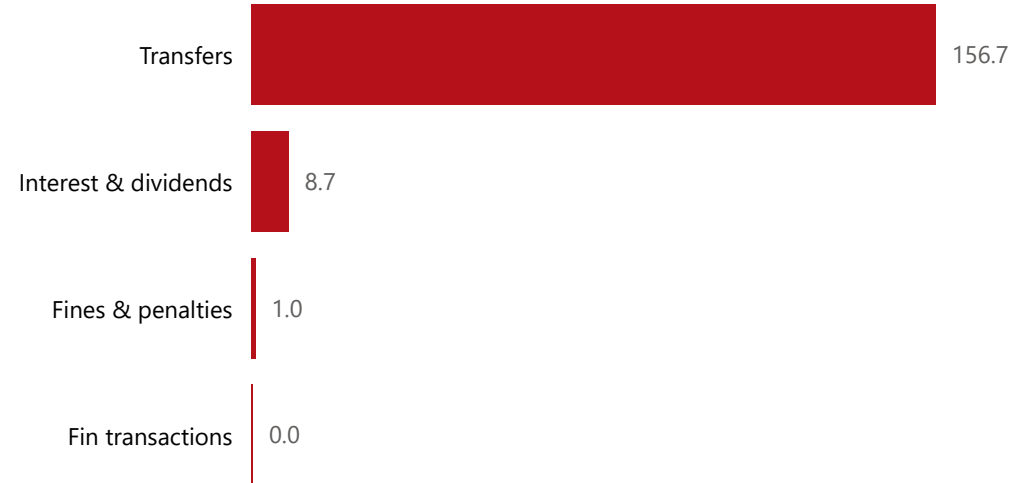


national treasury
Department:
National Treasury
REPUBLIC OF SOUTH AFRICA

Consolidation

Level_2_R	Approved	Forecast	YTD	Variance
Expenditure	635.5	161.4	203.8	42.3
Transfers & sub	514.4	131.0	171.8	40.8
CoE	80.4	20.1	19.7	-0.4
Goods & services	40.7	10.2	11.9	1.7
Capital		0.2		-0.2
Fin assets			0.5	0.5
Receipts	635.5	158.9	166.4	7.6
Transfers	599.2	149.8	156.7	6.9
Interest & dividends	34.3	8.6	8.7	0.1
Sales of G&S	2.0	0.5		-0.5
Fin transactions			0.0	0.0
Fines & penalties			1.0	1.0
Sales of capital assets		0.0		0.0
Tax receipts				
Surplus/(deficit)	0.0	-2.6	-37.3	-34.8

Composition of receipts



Quarter

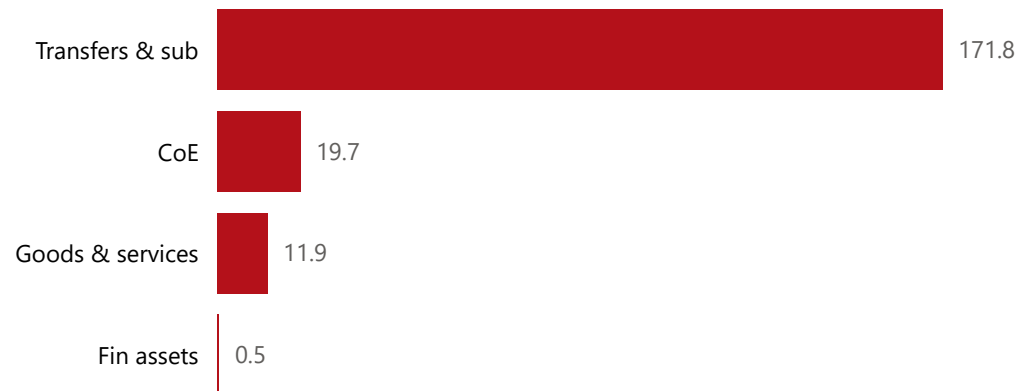
Entity

Composition of spending

Transfers and Subsidies



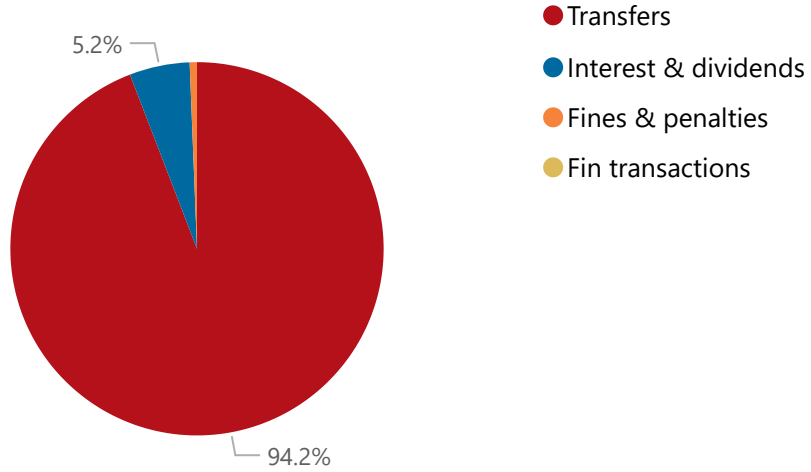
Composition of spending



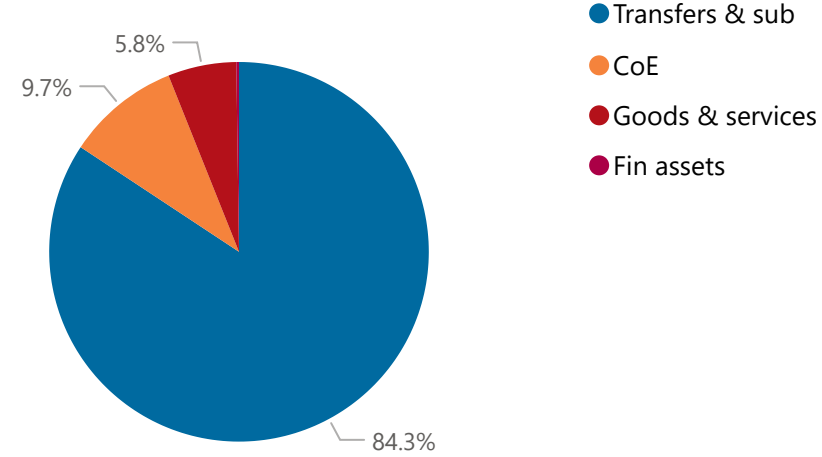
Sector Education and Training Authority YoY Quarter Comparison

- R billion
- R million
- R thousand

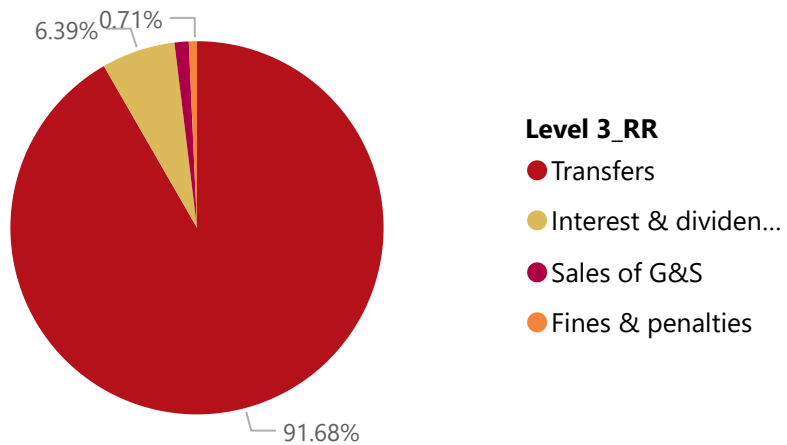
2024/25 Component of receipts



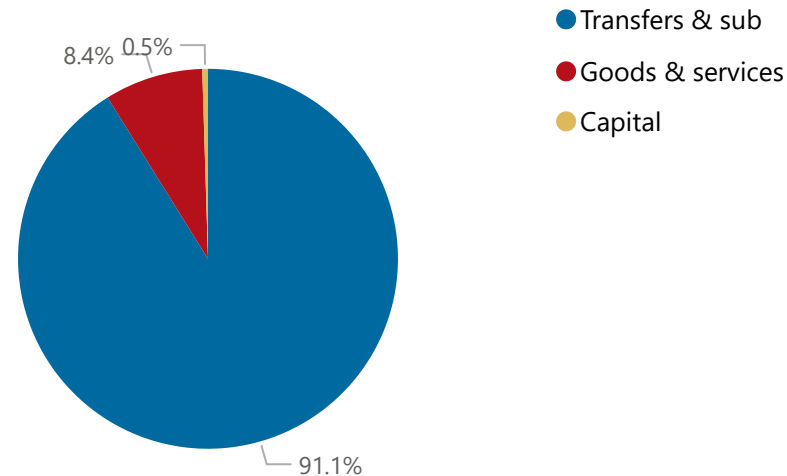
2024/25 Component of spending



2023/24 Component of receipts



2023/24 Component of spending



Quarter

Cluster

Department

Entity

Level 2	2023/24	2024/25
Expenditure	104.8	203.8
Receipts	155.1	166.4
Surplus/(deficit)	50.3	-37.3



Sector Education and Training Authority Time Series

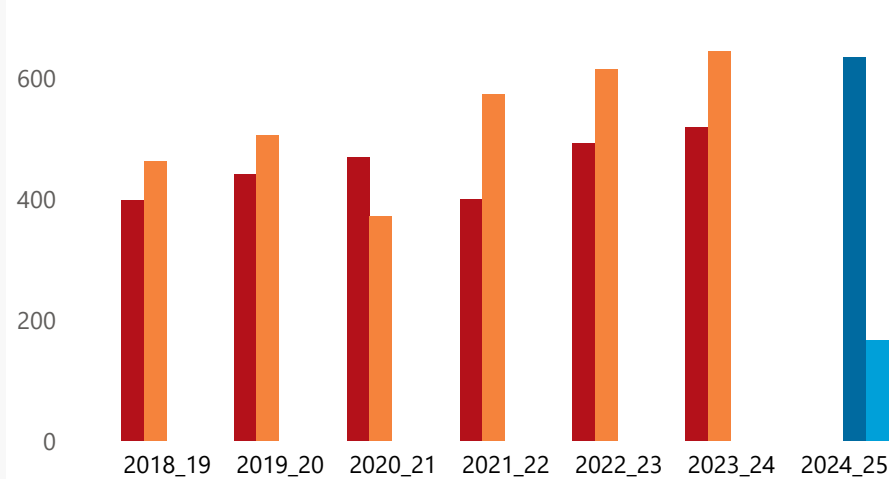
- R billion
- R million
- R thousand



national treasury
 Department:
 National Treasury
 REPUBLIC OF SOUTH AFRICA

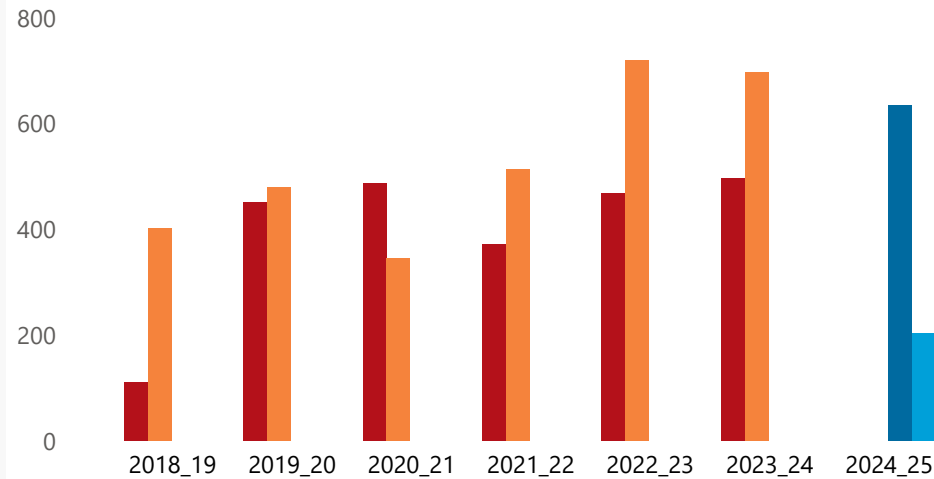
Receipts

● Budget ● Actual ● Approved budget ● YTD



Spending

● Budget ● Actual ● Approved budget ● YTD



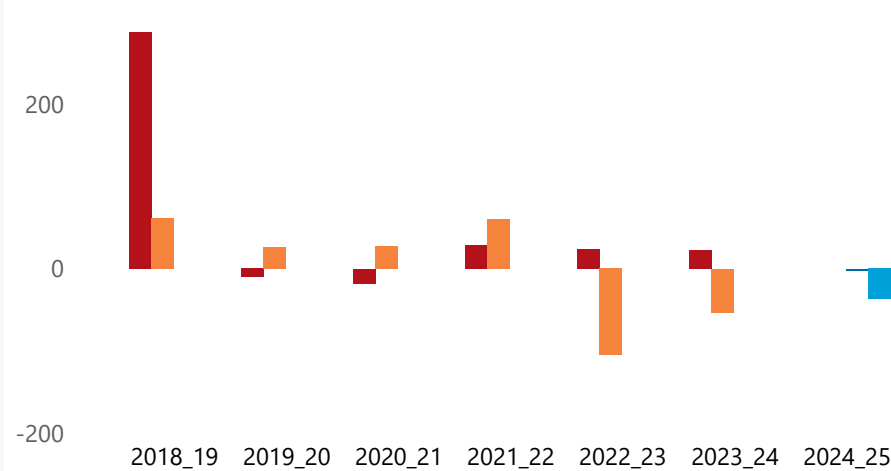
Quarter

Department

Entity

Surplus/(deficit)

● Budget ● Actual ● Approved budget ● YTD



FinYear	2018_19		2019_20		2020_21		2021_22		2022_23		2023_24		2024_25	
Type	Budget	Actual	Budget	Actual	Budget	Actual	Budget	Actual	Budget	Actual	Budget	Actual	Budget	Actual
Expenditure	110.9	401.1	450.9	478.8	486.7	344.3	371.1	514.3	468.5	719.0	496.4	697.4	635.5	203.8
Receipts	398.3	462.3	440.7	505.2	468.5	372.0	399.5	574.0	492.6	614.2	519.1	643.9	635.5	166.4
Surplus/(Deficit)	287.4	61.2	-10.1	26.4	-18.2	27.7	28.3	59.7	24.1	-104.8	22.7	-53.5	0.0	-37.3